

---

**OFFICIAL LAW LABEL REQUIREMENTS FOR  
UPHOLSTERED FURNITURE AND BEDDING PRODUCTS  
AND  
FREQUENTLY ASKED QUESTIONS**

**BUREAU OF HOUSEHOLD GOODS AND SERVICES  
Department of Consumer Affairs  
State of California**

**January 2020**

## TABLE OF CONTENTS

### FREQUENTLY ASKED QUESTIONS

<u>Topic</u>	<u>Page No.</u>
<b>General Law Label Requirements .....</b>	<b>1</b>
1. How should law labels be attached to products? .....	1
2. What type size is required on the law label and what information is required to be in capital letters? .....	1
3. What color and type of material should the law labels be made of? .....	1
4. What is the required size of the law label? .....	1
5. Can labels be printed in languages other than English? .....	2
6. Can the required information be printed on the back of the law label? .....	2
7. Can bar codes, stock keeping unit (SKU) codes, or universal product codes (UPC) be printed on the law label? .....	2
8. Can the retailer or manufacturer remove labels from products? .....	2
9. Whose registry number should be printed on the law label? .....	2
10. What is a permit number and is it required on the law label? .....	2
11. Can the term "Contents Sterilized" be printed on the law label attached to feather and down products? .....	2
12. What does RN stand for and is it required on the law label? .....	3
13. How must the inside filling material be described on the law label? .....	3
14. What products require a finished size to be printed on the law label? .....	3
15. How should the finished size be described? .....	3
16. What products require a net weight of filling materials to be printed on the law label? .....	4
17. How should the net weight be described? .....	4
18. Where shall the finished size and net weight of the filling material be printed on the law label? .....	4
<b>General Flammability Label and Flame Retardant Chemical Statement Requirements .....</b>	<b>4</b>
19. What is the required size of the flammability label? .....	4
20. What color and type of material should the flammability label be made of? .....	4
21. What type size is required on the flammability label? .....	4
22. When is the flame retardant chemical statement required on the flammability label? .....	4
23. What type size is required for the flame retardant chemical statement? .....	5
24. Can the law and flammability labels be combined? .....	5
<b>Upholstered Furniture and Bedding Product Labels .....</b>	<b>5</b>
25. What type of labels are required for new upholstered furniture products if they will be offered for sale in the state of California? .....	5
26. What form of law label is required to be used for upholstered furniture products with detachable cushions? .....	5
27. What label format should be used for decorative pillows? .....	5

---

28. What type of labels are required for new bedding products if they will be offered for sale in the state of California? .....	5
<b>Reupholstered Furniture Labels</b> .....	<b>6</b>
29. What labels must be attached to reupholstered furniture products? .....	6
<b>Mattress Labels</b> .....	<b>6</b>
30. What labels must be attached to mattresses? .....	6
31. What information must be included on the federal flammability label attached to a mattress? .....	6
<b>Rebuilt Mattress Labels</b> .....	<b>6</b>
32. What labels must be attached to a rebuilt mattress? .....	6
33. What are the label and type size requirements for the secondhand law label? .....	6
34. What are the label and type size requirements for the yellow sanitization label?.....	7
35. What type of material should the sanitization label be made of? .....	7
<b>Rental Mattress Labels</b>	
36. What type of label must be attached to rental mattresses once they are properly sanitized? .....	7
<b>Care Information Labels</b> .....	<b>7</b>
37. What products require a care label? .....	7
38. What information is required on the care label? .....	7
39. Can the information required on the care label be described on the law label? .....	7
40. Is there a specific format required for the care label? .....	7

**OFFICIAL LAW LABELS FOR UPHOLSTERED FURNITURE AND BEDDING PRODUCTS AND BULK FILLING MATERIAL**

<b>Official Law Labels for Upholstered Furniture and Bedding Products and Bulk Filling Material</b> .....	<b>8</b>
Type No. 1 Law Label .....	9
Type No. 2 Law Label .....	10
Type No. 3 Law Label .....	11
Type No. 4 Law Label .....	12
Type No. 5 Law Label .....	13
Type No. 6 Law Label .....	14
Type No. 7 Law Label .....	15
Type No. 8 Law Label .....	16
Type No. 9 Law Label .....	17
<b>Plumage Labels</b> .....	<b>18</b>
Non-Specie Specific Products (Down) .....	19
Specie Specific Products (Duck Down).....	20
Specie Specific Products (Goose Down) .....	21
Blended Products (Down and Feathers) .....	22

---

---

Blended Products (Feathers and Down) .....	23
Feather Products (Waterfowl Feathers) .....	24
<b>Official Sanitization Label Requirements .....</b>	<b>25</b>
<b>Flammability Label Requirements.....</b>	<b>26</b>
<b>Flammability Label with the Flame Retardant Chemical Statement.....</b>	<b>27</b>
<b>Combined Law Label and Flammability Label with the Flame Retardant Chemical Statement (Side by Side Format).....</b>	<b>28</b>
<b>Combined Law Label and Flammability Label with the Flame Retardant Chemical Statement (Vertical Format).....</b>	<b>29</b>

---

## **FREQUENTLY ASKED QUESTIONS**

### **General Law Label Requirements**

**1. Q: How should law labels be attached to products?**

A: The Bureau of Household Goods and Services (Bureau) enforces the Home Furnishings and Thermal Insulation Act (Act) which requires, under Business and Professions Code (BPC) section 19083, labels to be securely attached to articles or filling materials at the factory in a position where they can be conveniently examined. In addition, Title 4 of the California Code of Regulations (4 CCR) section 1126, subsection (a), requires labels to be openly and easily visible; labels cannot be concealed or obstructed from the consumer's view in any manner.

Labels must be attached in such a way that would prevent them from becoming detached during shipping and handling. The method used to attach labels can include using adhesive, sewing, or stapling. When attaching labels to articles of upholstered furniture with detachable cushions, the labels may be attached to the decking of the cushion or the bottom of the product. Inserting labels in the zipper of a slip cover would not be considered a secure method of attachment and would not be permitted.

**2. Q: What type size is required on the law label and what information is required to be in capital letters?**

A: The following statements and headers are required to be a minimum type size of one-eighth inch in height and in capital letters: the "UNDER PENALTY OF LAW..." statement shown in Type No. 1 through 9 labels; and headers "ALL NEW MATERIAL" shown in Type No. 1 through 8 labels; "BODY", "BACK CUSHIONS:", and "SEAT CUSHIONS:" shown in the Type No. 2 label; "OWNER'S MATERIAL" shown in the Type No. 3 label; and "SECONDHAND (USED)" shown in the Type No. 9 label. The descriptions inserted on the label to describe the inside filling materials are also required to be a minimum type size of one-eighth inch in height and in capital letters. All other statements and headers are not required to meet specific type size requirements.

**3. Q: What color and type of material should the law labels be made of?**

A: A white label, Type No. 1, 2, 4 through 8, must be used for new materials, a red label, Type No. 3, must be used for materials which are in whole or in part secondhand (used), and a green label, Type No. 9, must be used for "owner's materials" as required by 4 CCR section 1126, subsection (c). All labels must be printed in black ink. Labels must be constructed of material that cannot be easily torn or defaced, as required by 4 CCR section 1126, subsection (b). Labels made from paper are not an acceptable material.

**4. Q: What is the required size of the law label?**

A: Law labels must be a minimum size of 2 inches by 3 inches, as required by 4 CCR section 1126, subsection (e). Labels must be enlarged when necessary to meet the type size and verbiage requirements.

**5. Q: Can labels be printed in languages other than English?**

A: English is the only language permitted on any label regulated by the Bureau. Manufacturers must attach a separate label to provide information in another language.

**6. Q: Can the required information be printed on the back of the law label?**

A: Manufacturers must print all required information on one side of the label only as mandated by BPC section 19084.

**7. Q: Can bar codes, stock keeping unit (SKU) codes, or universal product codes (UPC) be printed on the law label?**

A: No. The manufacturer's product codes cannot be printed in any section of the law label. BPC section 19085 prohibits labels from containing advertising matter or anything that detracts or would likely detract from the label's required statements. Manufacturers may print product codes on the same material as the law label as long as the product codes are shown in a separate and distinct label. Retailers may use a stamp or a sticker to insert the product code in this same manner or may use the back of the label.

**8. Q: Can the retailer or manufacturer remove labels from products?**

A: No. Retailers and manufacturers are prohibited from removing labels from products. BPC section 19087 provides that it shall be unlawful for any person, except the purchaser for his or her own use, to remove, deface, or alter the label placed upon any article of upholstered furniture, bedding, or filling material. Furthermore, importers, wholesalers, and retailers are prohibited from selling or reselling products in California that are unlabeled.

**9. Q: Whose registry number should be printed on the law label?**

A: The manufacturer who acts as the final assembler of the product must have their registry number printed on the law label to reflect their manufacturing location and must attach the label to the product. Only one registry number is permitted on the law label.

**10. Q: What is a permit number and is it required on the law label?**

A: A sterilization permit number is required and issued by some states for manufacturers, suppliers, and importers who sterilize animal materials such as feather, down, wool, and hair products; however, this is not a California requirement. The Bureau will allow the permit number to be printed on the plumage label within the same section as the registry number. The registry number should be printed before the permit number in the appropriate format and both numbers must be clearly identified.

**11. Q: Can the term "Contents Sterilized" be printed on the law label attached to feather and down products?**

A: The term "Contents Sterilized" may be printed below the description of the inside filling material in the "ALL NEW MATERIAL" section of the plumage label; however, this is not a California requirement.

**12. Q: What does RN stand for and is it required on the law label?**

A: RN stands for a registered identification number which is issued the by the Federal Trade Commission (FTC). The RN is used by the FTC to identify businesses that manufacture, import, distribute, or sell products covered by the Textile, Wool and Fur Acts. The FTC allows for the RN to be used in place of the businesses name. The Bureau does not require the RN on the law label; however, the Bureau will allow the RN to be printed in the 'other information' section of the law label.

**13. Q: How must the inside filling material be described on the law label?**

A: The kinds, types, and percentages of the filling material used in articles of upholstered furniture, bedding, and in bulk form must be described on the law label. The terminology used for the inside filling materials must be generic terms and cannot be brand names or trademarks. The generic terms must include specific physical configurations, e.g. polyurethane foam *pad*, *shredded* polyurethane foam, polyester fiber *batting*, etc.

The inside filling material must be described in order of predominance with the largest component being listed first. The percentages are based on the weight of each specific filling material present. The following is provided as an example of how the percentages would be calculated for a product containing three filling material components, where:

A = the total weight in ounces of all polyurethane foam pad layers in the sample

B = the total weight in ounces of polyester fiber in the sample

C = the total weight in ounces of all blended cotton batting layers in the sample

D = the total weight in ounces of all (A+B+C) the component materials

Percentage weight of polyurethane foam pad:  $\frac{A \times 100}{D}$

Percentage weight of polyester fiber batting:  $\frac{B \times 100}{D}$

Percentage weight of blended cotton batting:  $\frac{C \times 100}{D}$

**14. Q: What products require a finished size to be printed on the law label?**

A: The finished size is required for bedding products such as sleeping bags, futons, mattresses, comforters, mattress pads, pads, box springs, bed pillows and similar bedding articles.

**15. Q: How should the finished size be described?**

A: The finished size of the product must be expressed in inches, e.g. 38 x 74 inches or 38" x 74". A description that does not clearly designate the unit of measurement in inches, e.g. 38 x 74, or 3'2" x 6'2", would not be considered an acceptable description.

**16. Q: What products require a net weight of filling materials to be printed on the law label?**

A: The net weight of filling materials is required for bedding products such as sleeping bags, mattresses, box springs, pads and similar bedding products.

**17. Q: How should the net weight be described?**

A: The net weight of the filling material must be expressed in pounds and ounces, e.g. 8 pounds, 5 ounces, or 8 lbs., 5 oz. Using any other unit of measure, including describing the weight in a decimal format, e.g. 8.5 pounds, or 8.5 lbs., is not considered an acceptable description.

**18. Q: Where shall the finished size and net weight of the filling material be printed on the law label?**

A: The finished size and net weight of the filling material may be printed below the description of the inside filling components in the "ALL NEW MATERIAL" section or they may be printed at the bottom of the law label in the 'other information' section.

### **General Flammability Label and Flame Retardant Chemical Statement Requirements**

**19. Q: What is the required size of the flammability label?**

A: The flammability label must be a minimum size of 2 inches by 3 inches, as required by 4 CCR section 1374.3, subsection (c).

**20. Q: What color and type of material should the flammability label be made of?**

A: The flammability label must be printed on a white label with black ink. The flammability label must also follow the labeling requirements of 4 CCR section 1126, subsection (b), in that the label must be constructed of a material that cannot be easily torn or defaced.

**21. Q: What type size is required on the flammability label?**

A: The statement on the flammability label must be a minimum type size of one-eighth inch in height and must be in capital letters, as required by 4 CCR section 1374.3, subsection (c).

**22. Q: When is the flame retardant chemical statement required on the flammability label?**

A: BPC section 19094, subdivision (b)(1) requires manufacturers to include the flame retardant chemical statement on the flammability label for all covered products, which includes any flexible polyurethane foam, or upholstered or reupholstered furniture sold in California that is required to meet the flammability requirements of Technical Bulletin (TB) 117-2013.



**23. Q: What type size is required for the flame retardant chemical statement?**

A: The flame retardant chemical statement is required to be a minimum type size of one-eighth inch in height; however, the statement is not required to be in all capital letters. When lowercase letters are used, the smallest letter, such as the letter “o” in the word “upholstery”, will be measured to ensure the minimum type size requirement is met.

**24. Q: Can the law and flammability labels be combined?**

A: The law and flammability labels may be printed on the same label material as long as they remain separate and distinct from each other and they continue to meet their respective formatting requirements. To show their distinction, the labels may be separated with a solid black line. The labels may be printed side by side or in a vertical manner (see Combined Law Label and Flammability Label with Flame Retardant Chemical Statement on pages 28 and 29).

### **Upholstered Furniture and Bedding Product Labels**

**25. Q: What type of labels are required for new upholstered furniture products if they will be offered for sale in the state of California?**

A: A law and flammability label with the flame retardant chemical statement must be attached to every article of new upholstered furniture that is required to meet TB 117-2013 and offered for sale or sold in California. This also pertains to bulk filling materials, which can be used in upholstered furniture products.

**26. Q: What form of law label is required to be used for upholstered furniture products with detachable cushions?**

A: The Type No. 2 law label must be used for upholstered furniture product containing loose or detachable cushions. The Type No. 2 law label format is shown in 4 CCR section 1126, subsection (f), and on page 10 of this document.

**27. Q: What label format should be used for decorative pillows?**

A: The Type No. 1 law label must be used for decorative pillows. The Type No. 1 law label format is shown in 4 CCR section 1126, subsection (f), and on page 9 of this document.

**28. Q: What type of labels are required for new bedding products if they will be offered for sale in the state of California?**

A: A law label must be attached to every article of new bedding product with concealed filling material such as comforters, bed pillows, decorative pillows, etc. that are offered for sale or sold in California. This includes bulk filling material sold for the purpose of using in bedding products. Certain bedding products also require the attachment of a care label (see Care Information below, page 7, starting with number 37). The bedding products described above are not required to have flammability labels attached.

## Reupholstered Furniture Labels

**29. Q: What labels must be attached to reupholstered furniture products?**

A: Articles that have been renovated or reupholstered are required to have a green Type No. 3 label attached to the product. Under BPC sections 19094 and 19161, reupholstered furniture products meeting the requirements of TB 117-2013 must also have a flammability label with the flame retardant chemical statement attached to the product.

## Mattress Labels

**30. Q: What labels must be attached to mattresses?**

A: Mattresses are required to have a Type No. 7 label attached to each product. In addition, 4 CCR section 1371, subsection (a) requires all mattresses and mattress sets manufactured for sale in California to have a flammability label attached meeting the requirements of Part 1633 of Title 16 of the Code of Federal Regulations (CFR).

**31. Q: What information must be included on the federal flammability label attached to a mattress?**

A: Each mattress set must bear a permanent label meeting the requirements of 16 CFR 1633 stating: (1) the name of the manufacturer, or for imported mattress sets, the name of the foreign manufacturer and the importer; (2) the complete physical address of the manufacturer, and if the mattress is imported, the complete physical address of the importer of U.S. location where records are maintained; (3) the month and year of manufacture; (4) the model identification; (5) prototype identification number; and (6) a certification that the mattress complies with the standard 16 CFR 1633.

## Rebuilt Mattress Labels

**32. Q: What labels must be attached to a rebuilt mattress?**

A: Rebuilt mattresses containing in whole or in part any secondhand filling material are required to have a Type No. 9 law label attached to the product. A sanitization label, as required by 4 CCR section 1256, and a federal flammability label meeting the requirements of 16 CFR 1633 are also required for rebuilt mattresses.

**33. Q: What are the label and type size requirements for the secondhand law label?**

A: The red secondhand law label, Type No. 9, must be a minimum size of 2 inches by 3 inches. The statement "UNDER PENALTY OF LAW..." and the header "SECONDHAND (USED)" are required to be a minimum type size of one-eighth inch in height and in capital letters. All other statements and headers are not required to meet specific type size requirements.

**34. Q: What are the label and type size requirements for the yellow sanitization label?**

A: The sanitization label must be a minimum size of 3 inches by 3 inches. The statement "UNDER PENALTY OF LAW..." is required to be a minimum type size of one-eighth inch in height and in capital letters. The words "SECONDHAND (USED) ARTICLE" and "SANITIZED" are required to be a minimum type size of three-eighths inches in height and in capital letters. All other statements and headers are not required to meet specific type size requirements but they must be legible.

**35. Q: What type of material should the sanitization label be made of?**

A: The sanitization label must be made from erasure-proof paper that does not change color during the application of an adhesive, as required by 4 CCR section 1256, subsection (b).

### **Rental Mattress Labels**

**36. Q: What type of label must be attached to rental mattresses once they are properly sanitized?**

A: A sanitized rental mattress must have a yellow sanitization label with black print.

### **Care Information**

**37. Q: What products require a care label?**

A: A care label must be sewn onto all sleeping bags, mattress pads, comforters, bedspreads, coverlets, quilts, and similar articles designed to be cleaned by the consumer, as required by 4 CCR section 1137.

**38. Q: What information is required on the care label?**

A: The care label must provide instructions for laundering and cleaning the product.

**39. Q: Can the information required on the care label be described on the law label?**

A: No. The information required on the care label must be described on a label separate from the law label however, the care label and the law label may be printed on the same label material. To show the distinction between the two labels, you may separate them using a solid black line.

**40. Q: Is there a specific format required for the care label?**

A: No. The care label is not required to follow a minimum label or type size requirement.

**OFFICIAL LAW LABELS FOR UPHOLSTERED FURNITURE AND BEDDING  
AND FOR BULK FILLING MATERIAL**

The forms of labels shown below must be used to comply with the official law label requirements set forth in Article 5 of the Home Furnishings and Thermal Insulation Act, beginning with BPC section 19080, and 4 CCR sections 1125 and 1126.

The requirements listed below are applicable to each form of law label indicated in 4 CCR section 1126, as follows:

**Attachment to Products:**

All law labels must be securely attached to completed articles of upholstered furniture, bedding and bulk filling materials in an area that is easily visible by the consumer. Labels cannot be concealed or obstructed from view in any manner. Labels attached to bulk filling material may be stitched or tied to the product.

**Label Material:**

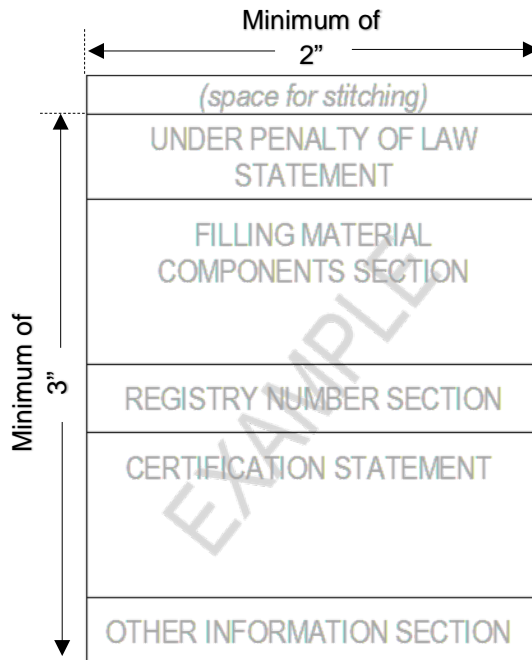
All law labels must be constructed of a material that cannot be easily torn or defaced.

**Language Required:**

All statements and headings required on the law label, and all statements and descriptions added to the label must be stated in the English language.

**Minimum Label Size:**

The size of all law labels is required to be a minimum of 2 inches by 3 inches as shown in the following example:



Law labels must be enlarged when necessary to meet all statement and type size requirements.

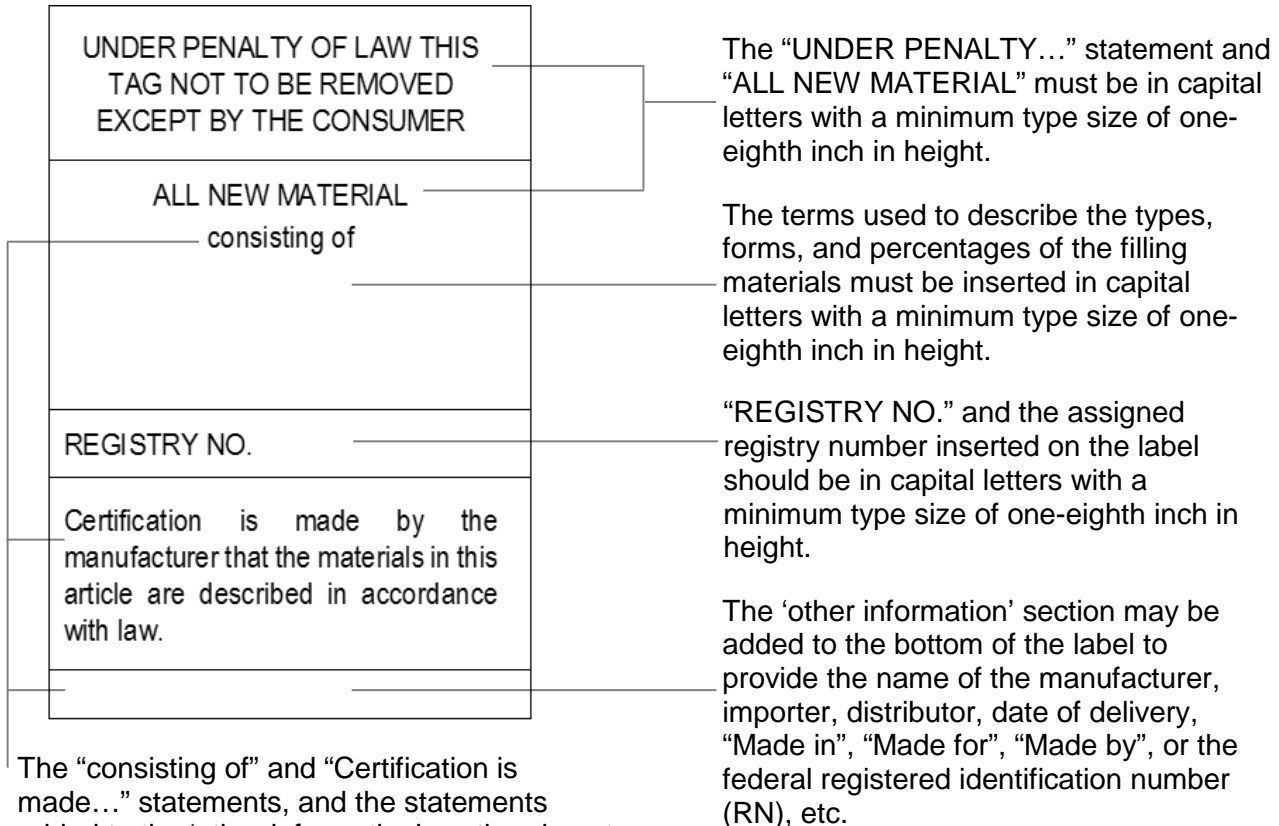
**Descriptions of Filling Materials:**

The kinds, types, and percentages of the inside filling material components used in the articles of upholstered furniture, bedding and in bulk form must be stated on the law label. The percentages must be listed in the order of predominance. The description of the filling material must include terms describing the material's physical form, e.g. batting, gel, pad, or shredded, as specified in 4 CCR section 1135. All statements and descriptions added to the label must be true and accurate.

The forms of law labels shown below are consistent with the requirements of 4 CCR 1126, subsection (f). The type of law label required is dependent on the article and certain products may require the attachment of more than one type of label. For example, articles of upholstered furniture that are required to meet the flammability standards of TB 117-2013 must attach a law label and a flammability label containing the flame retardant chemical statement to the product.

**Type No. 1**

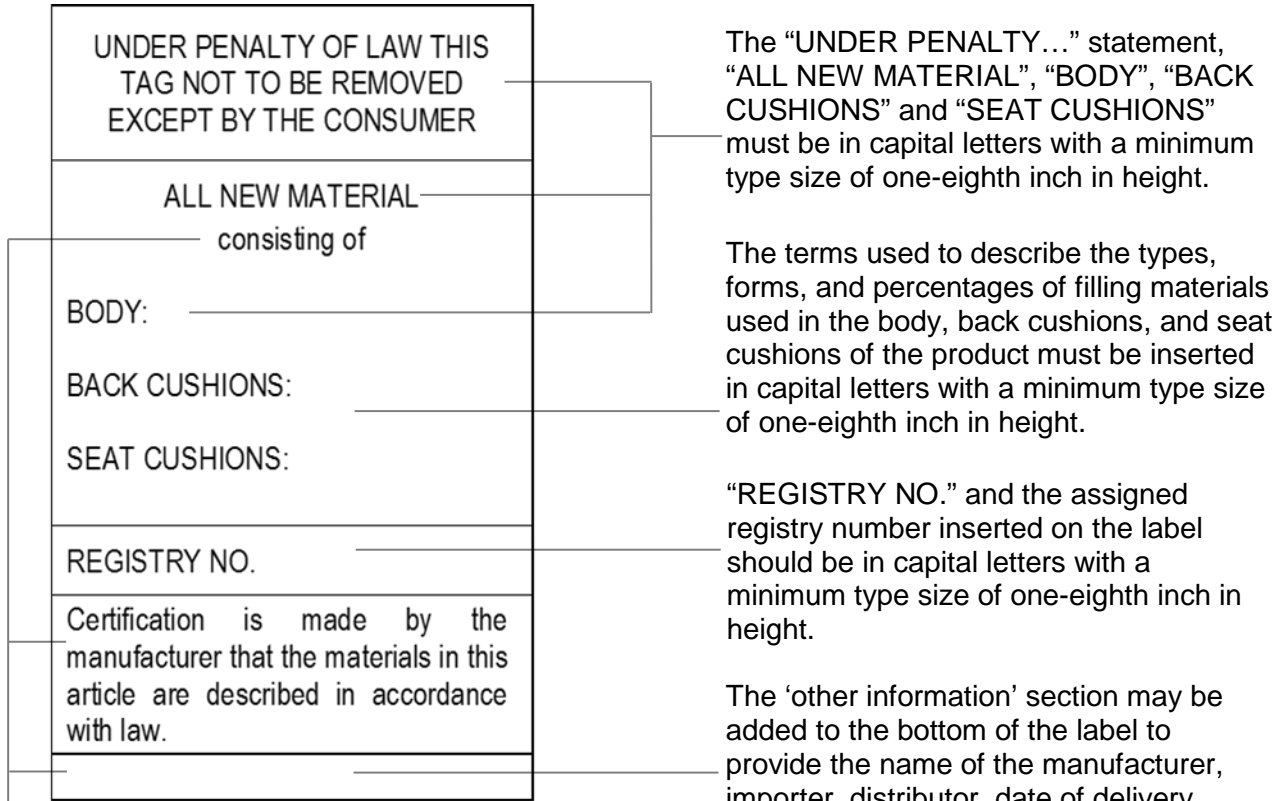
The Type No. 1 label must be securely attached to upholstered furniture products without loose cushions, and products such as decorative pillows, chair pads, chair cushions, upholstered headboards, and similar items. This label must be printed on a white label with black ink.



The "consisting of" and "Certification is made..." statements, and the statements added to the 'other information' section do not need to meet a minimum type size requirement. These statements and headers may be shown in either uppercase or lowercase letters and must be legible.

**Type No. 2**

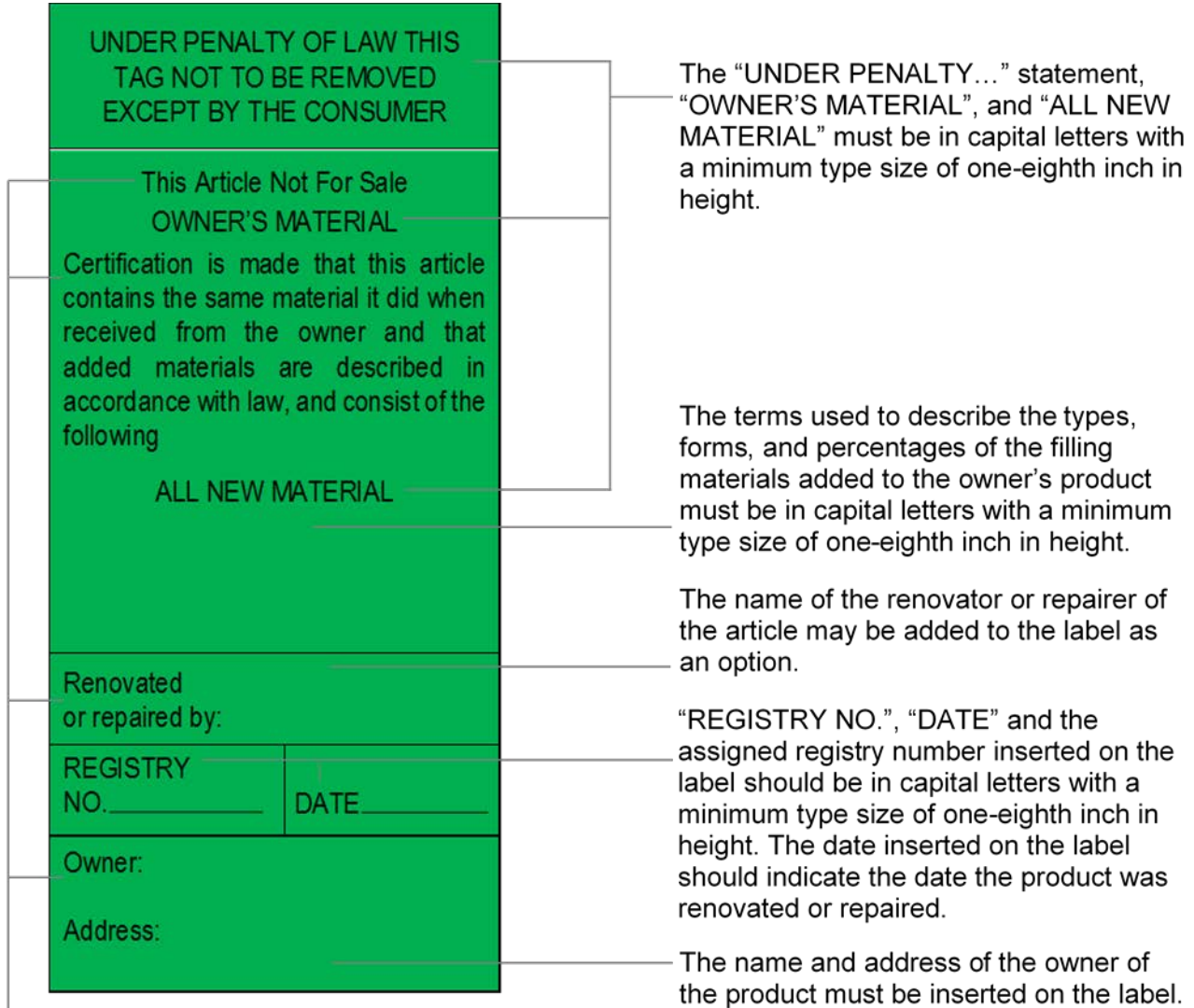
The Type No. 2 label must be securely attached to upholstered furniture products with loose or detachable cushions. This label must be printed on a white label with black ink.



The “consisting of” and the “Certification is made...” statements, and the statements added to the ‘other information’ section do not need to meet a minimum type size requirement. These statements and headers may be shown in either uppercase or lowercase letters and must be legible.

### **Type No. 3**

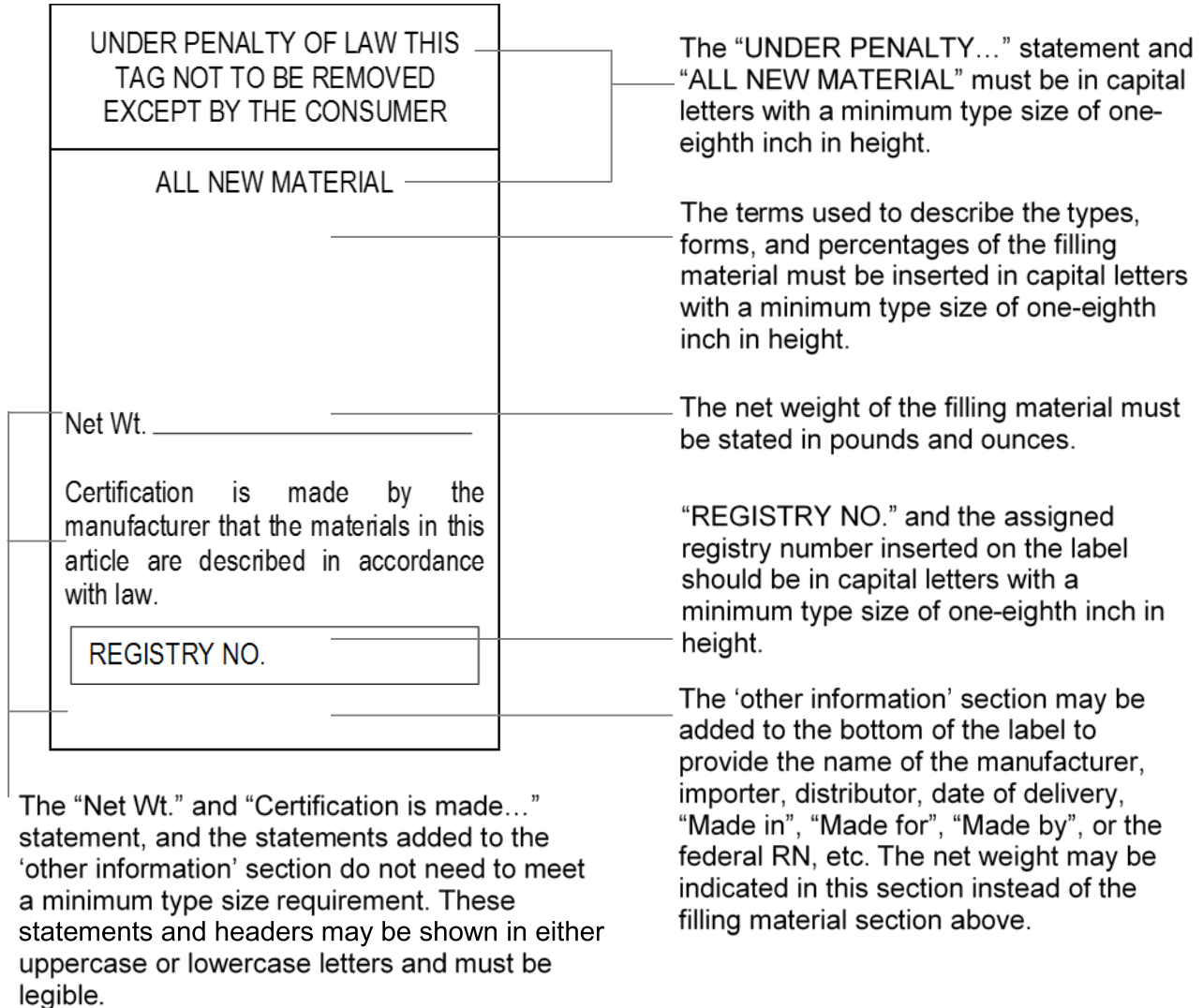
The Type No. 3 label must be securely attached to upholstered furniture or bedding products refurbished or renovated for the consumer. This label must be printed on a green label with black ink.



"This Article Not For Sale", the "Certification is made..." statement, "Renovated or repaired by", "Owner" and "Address", and the statements added to the applicable sections do not need to meet a minimum type size requirement. These statements and headers may be shown in either uppercase or lowercase letters and must be legible.

**Type No. 4**

The Type No. 4 label must be securely attached to bulk filling materials, such as batting and pads, which are intended to be used in bedding products. Labels attached to bulk filling material may be stitched or tied to the product. This label must be printed on a white label with black ink.





**Type No. 5**

The Type No. 5 label must be securely attached to packaged filling material intended to be sold to and used by the consumer. This label must be printed on a white label with black ink.



The “UNDER PENALTY...” statement and “ALL NEW MATERIAL” must be in capital letters with a minimum type size of one-eighth inch in height.

The terms used to describe the types, forms, and percentages of the filling material must be inserted in capital letters with a minimum type size of one-eighth inch in height.

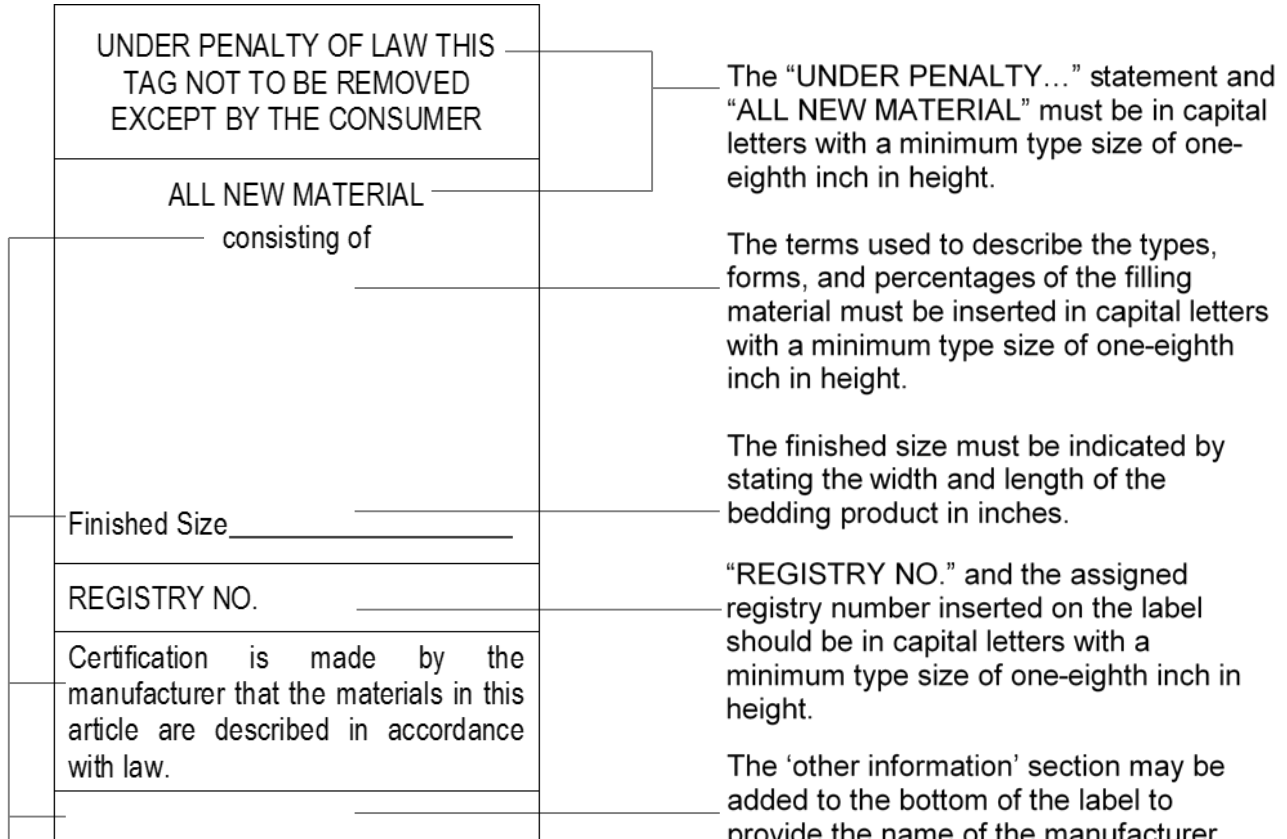
“REGISTRY NO.” and the assigned registry number inserted on the label should be in capital letters with a minimum type size of one-eighth inch in height.

The ‘other information’ section may be added to the bottom of the label to provide the name of the manufacturer, importer, distributor, date of delivery, “Made in”, “Made for”, “Made by”, or the federal RN, etc.

The “Certification is made...” statement and the statements added to the ‘other information’ section do not need to meet a minimum type size requirement. These statements and headers may be shown in either uppercase or lowercase letters and must be legible.

**Type No. 6**

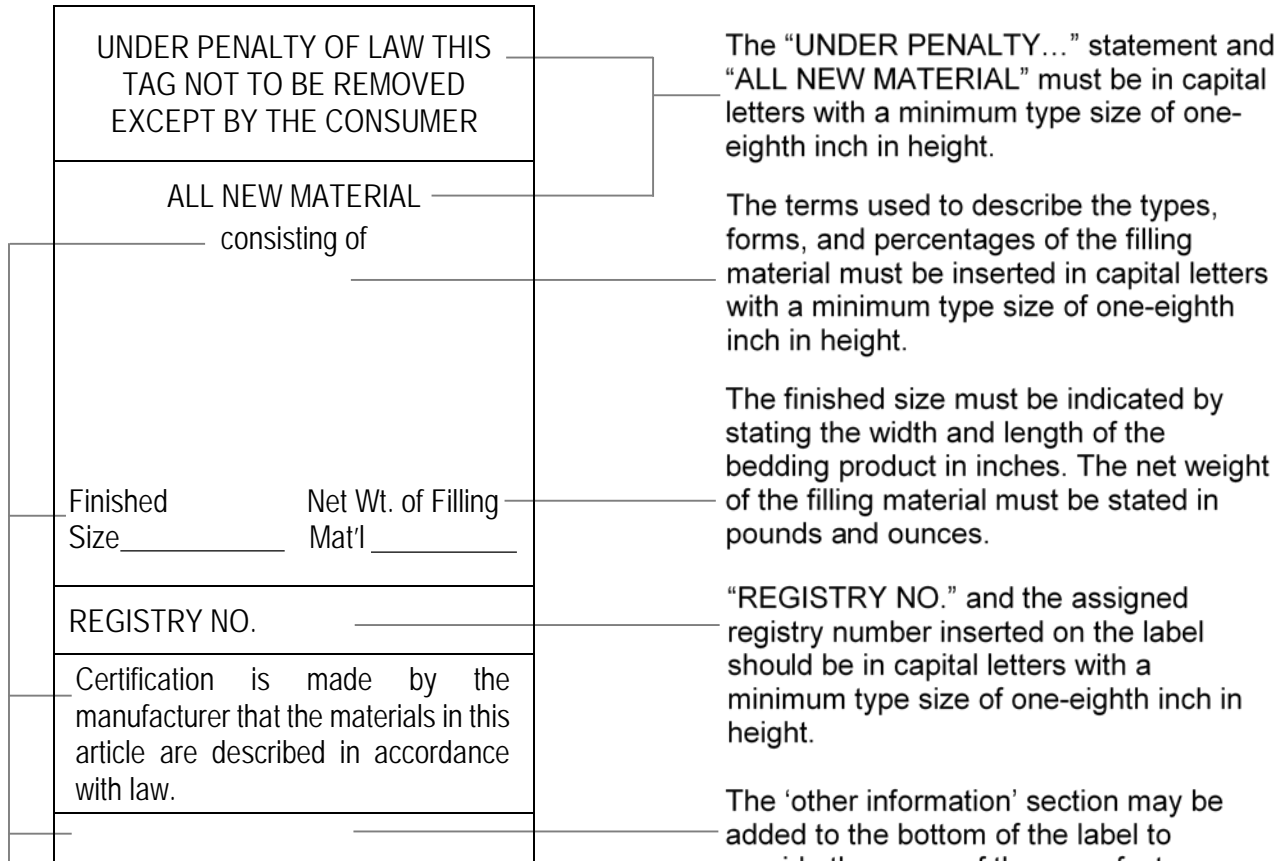
The Type No. 6 label must be securely attached to bedding products such as bed pillows, comforters, mattress pads and similar items. This label must be printed on a white label with black ink.



The “consisting of”, “Finished Size” and the “Certification is made...” statements, and the statements added to the ‘other information’ section do not need to meet a minimum type size requirement. These statements and headers may be shown in either uppercase or lowercase letters and must be legible.

### **Type No. 7**

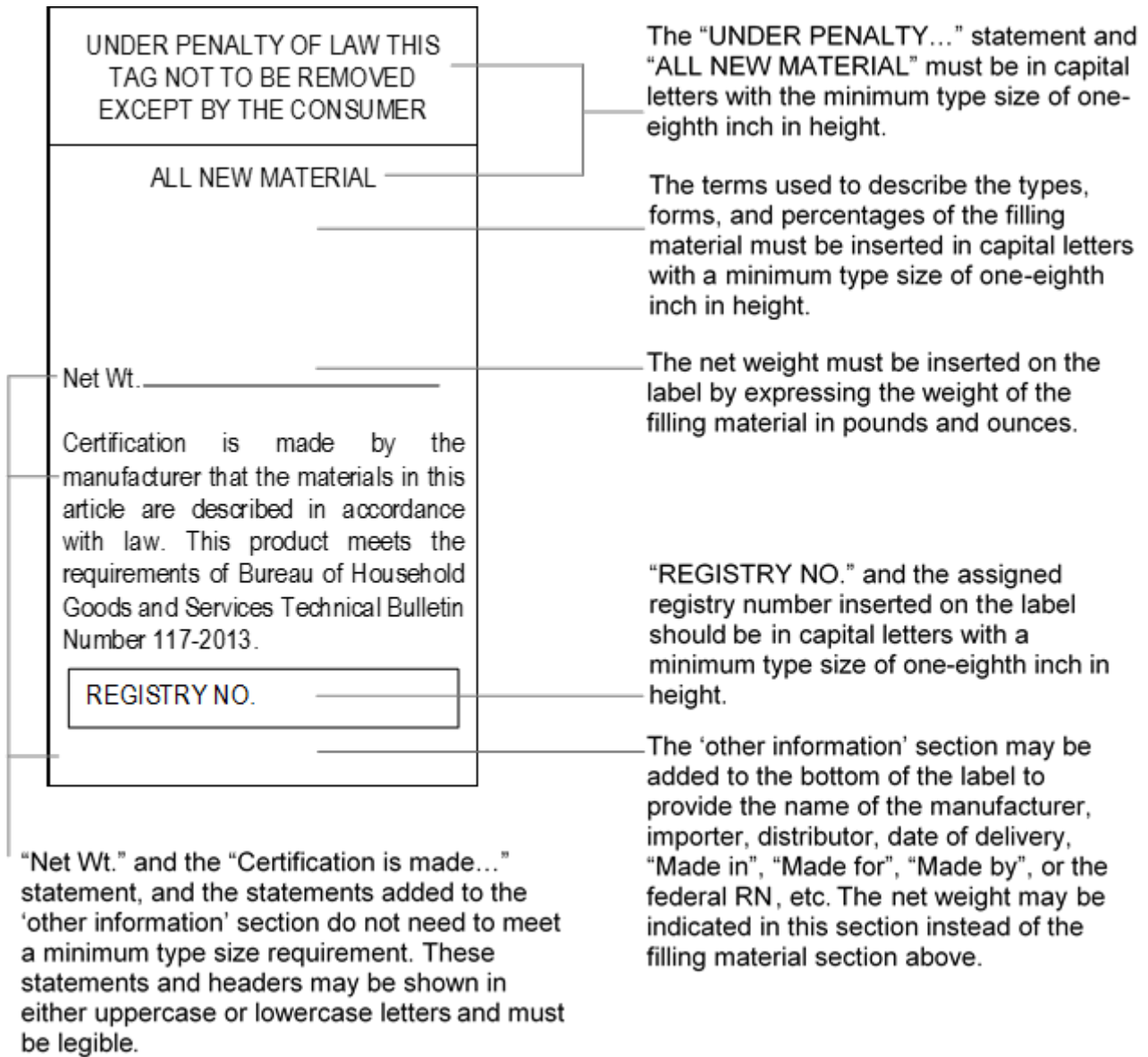
The Type No. 7 label must be securely attached to articles such as sleeping bags, pads, mattresses, including a hybrid flotation sleep system containing a quilted fabric cover over a traditional water filled bladder, box springs and similar items. This label must be printed on a white label with black ink.



The "consisting of", "Finished Size", "Net Wt. of Filling Mat'l", and the "Certification is made..." statements, and the statements added to the "Finished Size", "Net Wt. of Filling Mat'l", and 'other information' sections do not need to meet a minimum type size requirement. These statements and headers may be shown in either uppercase or lowercase letters and must be legible.

### **Type No. 8**

The Type No. 8 label must be securely attached to bulk filling materials such as batting and any filling material in loose or pre-fabricated form used or which can be used in articles of upholstered furniture. Labels attached to bulk filling material may be stitched or tied to the product. This label must be printed on a white label with black ink.



### Type No. 9

The Type No. 9 label must be securely attached to bedding articles, such as rebuilt mattresses, that contains in whole or in part any secondhand filling materials. This label must be printed on a red label with black ink.

UNDER PENALTY OF LAW THIS TAG NOT TO BE REMOVED EXCEPT BY THE CONSUMER	
THIS PRODUCT CONTAINS SECONDHAND (USED) FILLING MATERIALS	
Finished Size _____	Net Wgt. of Filling Mat'l _____ lbs.
REGISTRY NO. _____	
Certification is made by the manufacturer that the materials in this article are described in accordance with law.	

The "UNDER PENALTY..." statement and "SECONDHAND (USED)" must be in capital letters with a minimum type size of one-eighth inch in height.

The terms used to describe the types, forms, and percentages of the newly added filling material must be inserted in capital letters with a minimum type size of one-eighth inch in height.

The finished size must be indicated by stating the width and length of the bedding product in inches. The net weight of the filling material must be stated in pounds and ounces.

"REGISTRY NO." and the assigned registry number inserted on the label should be in capital letters with a minimum type size of one-eighth inch in height.

The 'other information' section may be added to the bottom of the label to provide the name of the manufacturer, importer, distributor, date of delivery, "Made in", "Made for", "Made by", or the federal RN, etc. The finished size and the net weight may be indicated in this section instead of the filling material section above.

"THIS PRODUCT CONTAINS", "FILLING MATERIALS", "Finished Size", "Net Wgt. of Filling Mat'l", and the "Certification is made..." statement, and the statements added to the "Finished Size", "Net Wgt. of Filling Mat'l", and 'other information' sections do not need to meet a minimum type size requirement. These statements and headers may be shown in either uppercase or lowercase letters and must be legible.

## Plumage Labels

The law labels shown below are examples of labels that comply with the compositional requirements for plumage labels set forth in 4 CCR section 1193. Every plumage filled product must contain a law label that meets the requirements of 4 CCR sections 1125 and 1126.

**Specie:**

The specie of waterfowl plumage is not required to be designated on the law label. However, if the specie is designated, the composition of the designated specie must consist of a minimum of 90% of such plumage.

**Percentage Claims:**

Plumage products should not be designated as “100% Down,” “All Down,” “Pure Down” or by other similar terms unless true.

**Tolerances:**

No tolerance is allowed for the minimum percentages of down stated on the label.

**Other Plumage Products:**

Plumage products which do not meet requirements for any of the following categories must be labeled accurately with each component listed separately.

**Adulteration:**

The maximum content for certain components listed above are not to be construed to permit intentional adulteration of plumage products.

**Non-Specie Specific Products**

Any product labeled as “down,” “duck down,” or “goose down” must contain a minimum of 75% down and plumules to use the term “DOWN” as a qualified general label. The following is an example of a bedding product label, using a Type No. 6 label, which specifies the product as containing a minimum of 75% down and plumules with the remaining components being less than the maximums stated in 4 CCR 1193, subsection (a), and as indicated in the chart below.

UNDER PENALTY OF LAW THIS TAG NOT TO BE REMOVED EXCEPT BY THE CONSUMER
ALL NEW MATERIAL consisting of  DOWN (MINIMUM 75% DOWN)
Finished Size _____
REGISTRY NO.
Certification is made by the manufacturer that the materials in this article are described in accordance with law.

The “DOWN” label is required to have the minimum percentage of at least 75% stated in parentheses.

The remaining components typically consists of waterfowl feathers and other components. When the other components exceed the following maximums, the percentages of such components must be described on the label.

Component	Maximum
Down Fiber	10%
Feather Fiber	10%
Chopped, Damaged & Crushed Feathers	2%
Landfowl Feathers	2%
Residue	2%
Quill Feathers	Not Permitted

**Specie Specific Products**

The following is an example of a bedding product label, using a Type No. 6 label, which identifies the specie of a plumage filled product containing a minimum of 75% duck down and plumules and the remaining components do not exceed the maximums stated in 4 CCR 1193, subsection (a), and as indicated in the chart below.

The down content must consist of a minimum of 90% duck down in order for the specie to be designated on the label.

UNDER PENALTY OF LAW THIS  
TAG NOT TO BE REMOVED  
EXCEPT BY THE CONSUMER

---

ALL NEW MATERIAL  
consisting of

———— DUCK DOWN  
(MINIMUM 75% DUCK DOWN)

Finished Size \_\_\_\_\_

---

REGISTRY NO.

---

Certification is made by the manufacturer that the materials in this article are described in accordance with law.

The “DOWN” label is required to have the minimum percentage of at least 75% stated in parentheses.

The remaining components typically consists of waterfowl feathers and other components. When the other components exceed the following maximums, the percentages of such components must be described on the label.

Component	Maximum
Down Fiber	10%
Feather Fiber	10%
Chopped, Damaged and Crushed Feathers	2%
Landfowl Feathers	2%
Residue	2%
Quill Feathers	Not Permitted



**Specie Specific Products**

The following is an example of a bedding product label, using a Type No. 6 label, which identifies the specie of a plumage filled product containing a minimum of 75% goose down and plumules and the remaining components do not exceed the maximums stated in 4 CCR 1193, subsection (a), and as indicated in the chart below.

The down content must consist of a minimum of 90% goose down in order for the specie to be designated on the label.

UNDER PENALTY OF LAW THIS TAG NOT TO BE REMOVED EXCEPT BY THE CONSUMER	
ALL NEW MATERIAL consisting of _____ GOOSE DOWN (MINIMUM 75% GOOSE DOWN)	Finished Size _____
REGISTRY NO.	
Certification is made by the manufacturer that the materials in this article are described in accordance with law.	

The "DOWN" label is required to have the minimum percentage of at least 75% stated in parentheses.

The remaining components typically consists of waterfowl feathers and other components. When the other components exceed the following maximums, the percentage of such components must be described on the labeled.

Component	Maximum
Down Fiber	10%
Feather Fiber	10%
Chopped, Damaged & Crushed Feathers	2%
Landfowl Feathers	2%
Residue	2%
Quill Feathers	Not Permitted

**Blended Products**

The term “DOWN AND FEATHERS” may be used to designate any plumage product containing between 50% and 74% down and plumules and the remaining components do not exceed the maximums shown in 4 CCR 1193, subsection (b)(3), and as indicated in the chart below. The following is an example of a bedding product label, using a Type No. 6 label, which specifies the product as containing 60% down and plumules.

UNDER PENALTY OF LAW THIS TAG NOT TO BE REMOVED EXCEPT BY THE CONSUMER
ALL NEW MATERIAL consisting of  DOWN AND FEATHERS (60% DOWN / 40% WATERFOWL FEATHERS)
Finished Size_____
REGISTRY NO.
Certification is made by the manufacturer that the materials in this article are described in accordance with law.

The “DOWN AND FEATHERS” label is required to have between 50% and 74% down and plumules. The actual percentages must be stated on the label.

The remaining components typically consists of waterfowl feathers and other components. When the other components exceed the following maximums, the percentage of such components must be described on the labeled.

Component	Maximum
Down Fiber	10%
Feather Fiber	10%
Chopped, Damaged and Crushed Feathers	2%
Landfowl Feathers	2%
Residue	2%
Quill Feathers	Not Permitted

**Blended Products**

The term “FEATHERS AND DOWN” may be used to designate any plumage product containing between 5% and 49% down and plumules and the remaining components do not exceed the maximums shown in 4 CCR 1193, subsection (b)(3), and as indicated in the chart below. The following is an example of a bedding product label, using a Type No. 6 label, which specifies the product as containing 20% down and plumules.

UNDER PENALTY OF LAW THIS TAG NOT TO BE REMOVED EXCEPT BY THE CONSUMER
ALL NEW MATERIAL consisting of  FEATHERS AND DOWN (80% WATERFOWL FEATHERS / 20% DOWN)  Finished Size _____
REGISTRY NO.
Certification is made by the manufacturer that the materials in this article are described in accordance with law.

The “FEATHERS AND DOWN” label is required to have between 5% and 49% down and plumules. The actual percentages must be stated on the label.

The remaining components typically consists of waterfowl feathers and other components. When the other components exceed the following maximums, the percentage of such components must be described on the labeled.

Component	Maximum
Down Fiber	10%
Feather Fiber	10%
Chopped, Damaged and Crushed Feathers	2%
Landfowl Feathers	2%
Residue	2%
Quill Feathers	Not Permitted

**Feather Products**

Any product labeled as “waterfowl feathers”, “duck feathers”, or “goose feathers” is required to contain a minimum of 80% waterfowl feathers and the remaining components do not exceed the maximums shown in 4 CCR 1193, subsection (c), and as indicated in the chart below. The following is an example of a furniture product label, using a Type No. 1 label, where the product contains a minimum of 80% waterfowl feathers.

<p>UNDER PENALTY OF LAW THIS TAG NOT TO BE REMOVED EXCEPT BY THE CONSUMER</p>
<p>ALL NEW MATERIAL consisting of  WATERFOWL FEATHERS</p>
<p>REGISTRY NO.</p>
<p>Certification is made by the manufacturer that the materials in this article are described in accordance with law.</p>

The remaining components typically consists of waterfowl feathers and other components. When the other components exceed the following maximums, the percentage of such components must be described on the labeled.

Component	Maximum
Down	20%
Down Fiber	10%
Chopped, Damaged and Crushed Feathers	7%
Feather Fiber	5%
Landfowl Feathers	5%
Residue	2%
Quill Feathers	Not Permitted

## Official Sanitization Label Requirements

The following form of label must be used to comply with the official sanitization label requirements set forth in BPC sections 19124.5 and 19127, and 4 CCR section 1256. Every article of bedding and bulk filling material that has undergone an approved method of sanitization must have a sanitization label attached. Sanitization labels must be numbered consecutively prohibiting duplicative numbers from being used.

### Attachment to Products:

The sanitization label must be firmly attached to the item in an area that is easily and readily visible. Sanitization labels must be attached with silicate of soda or an approved adhesive.

### Label Material:

Sanitization labels must be constructed of erasure-proof paper and must be of a grade that will not change color during the application of the adhesive.

### Language Required:

All statements and headings required on the label, and all statements and descriptions added to the label must be stated in the English language.

### Label Color and Minimum Size:

The sanitization label must be printed on a yellow label with black ink. The width and length of the sanitization label shall be a minimum of 3 inches by 3 inches.

<p style="text-align: center;">UNDER PENALTY OF LAW THIS TAG NOT TO BE REMOVED EXCEPT BY THE CONSUMER</p>	<p>The "UNDER PENALTY..." statement must be in capital letters with a minimum type size of one-eighth inch in height.</p>
<p style="text-align: center;">Certification is made that this <u>SECONDHAND (USED) ARTICLE</u> HAS BEEN SANITIZED</p>	<p>The statements "SECONDHAND (USED) ARTICLE" and "SANITIZED" must be in capital letters with a minimum type size of three-eighths inch in height.</p>
<p>By a process approved pursuant to Division 8, Chapter 3, Article 6 of the Business and Professions Code. (The Home Furnishings and Thermal Insulation Act)</p>	<p>The following information must be inserted:</p>
<p>Lot No. _____ Label No. _____</p> <p>Article: _____</p> <p>Method: _____</p> <p>Date: _____</p> <p>Registry No. _____</p> <p>Sanitizing Plant: _____</p>	<p>The lot number in which the article was sanitized; the number of the sanitization label; the name of the article of filling material; the method used - dry heat or chemical disinfectant method; the date the article was sanitized; the registry number assigned to the sanitizing plant; and the name and address of the sanitizing plant.</p>

"Certification is made that this", the "By a process..." statement, the informational headers, and the information that is required to be inserted on the label do not need to meet a minimum type size requirement. These statements and headers may be shown in either uppercase or lowercase letters and must be legible.

## Flammability Label Requirements

The following labels are to be used to comply with the flammability labeling requirements set forth in BPC section 19161 and 4 CCR section 1374.3. Articles that voluntarily meet TB 116 and that are required to meet TB 117-2013 must attach a flammability label, as follows:

### Attachment to Products:

Flammability labels must be permanently attached to completed articles in a manner that they do not become detached from the article during shipping and handling. The label must be attached in an area that is openly and easily visible to consumers.

### Label Material:

Flammability labels must be printed on a material that cannot be easily torn or defaced.

### Language Required:

The statement made on the flammability label must be stated in the English language.

### Label Color and Minimum Size:

The flammability label must be printed on a white label with black ink. The width and length of the flammability label is required to be a minimum of 2 inches by 3 inches.

### Minimum Type Size:

The flammability statement must be printed in capital letters with a minimum type size of one-eighth inch in height.

The following label must be attached to every article of upholstered furniture complying with TB 116 and 117-2013, as required by 4 CCR section 1374.3, subsection (a).

The following label must be attached to every article of upholstered furniture complying with TB 117-2013, as required by 4 CCR section 1374.3, subsection (b).

NOTICE

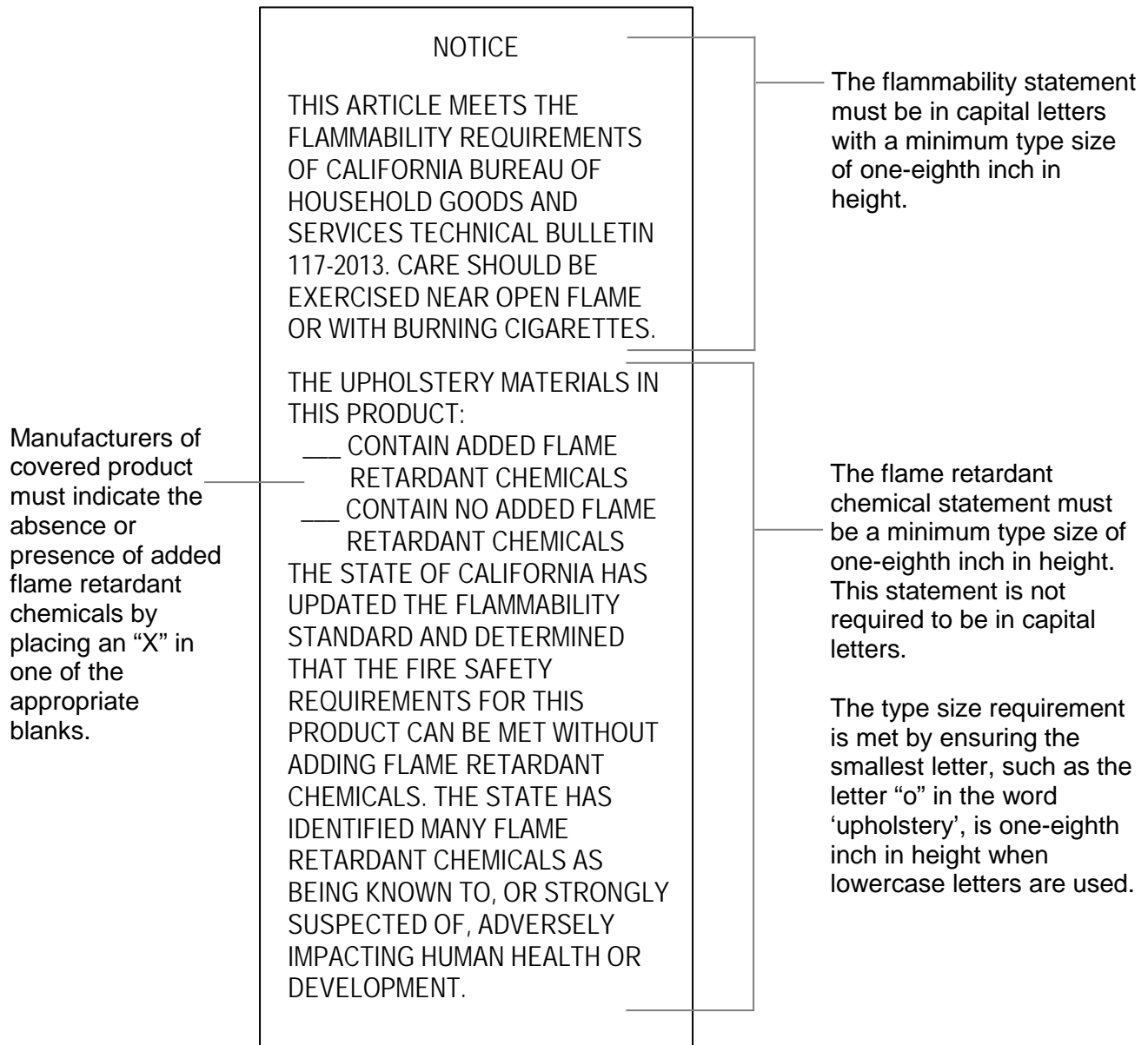
THIS ARTICLE MEETS ALL  
FLAMMABILITY REQUIREMENTS  
OF CALIFORNIA BUREAU OF  
HOUSEHOLD GOODS AND  
SERVICES TECHNICAL  
BULLETINS 116 AND 117-2013.  
CARE SHOULD BE EXERCISED  
NEAR OPEN FLAME OR WITH  
BURNING CIGARETTES.

NOTICE

THIS ARTICLE MEETS THE  
FLAMMABILITY REQUIREMENTS  
OF CALIFORNIA BUREAU OF  
HOUSEHOLD GOODS AND  
SERVICES TECHNICAL  
BULLETIN 117-2013. CARE  
SHOULD BE EXERCISED NEAR  
OPEN FLAME OR WITH  
BURNING CIGARETTES.

## The Flammability Label with the Flame Retardant Chemical Statement

The following label may be used to comply with the flame retardant chemical statement requirements set forth in BPC section 19094 which states that the flame retardant chemical statement must be in accordance with and must follow the statement required by 4 CCR section 1374.3.



## The Combined Law Label and Flammability Label with the Flame Retardant Chemical Statement – Side by Side Format

The following provides an example of a combined label for an upholstered furniture product that would require the attachment of a Type No. 1 law label and flammability label with the flame retardant chemical statement. Each individual label must continue to meet the specific formatting requirements for that particular label although the labels are combined, e.g. minimum label size, minimum type size, letter capitalization requirement, etc.

UNDER PENALTY OF LAW THIS TAG NOT TO BE REMOVED EXCEPT BY THE CONSUMER	NOTICE	THE UPHOLSTERY MATERIALS IN THIS PRODUCT:
ALL NEW MATERIAL consisting of	THIS ARTICLE MEETS THE FLAMMABILITY REQUIREMENTS OF CALIFORNIA BUREAU OF HOUSEHOLD GOODS AND SERVICES TECHNICAL BULLETIN 117-2013. CARE SHOULD BE EXERCISED NEAR OPEN FLAME OR WITH BURNING CIGARETTES.	___ CONTAIN ADDED FLAME RETARDANT CHEMICALS ___ CONTAIN NO ADDED FLAME RETARDANT CHEMICALS
REGISTRY NO.		THE STATE OF CALIFORNIA HAS UPDATED THE FLAMMABILITY STANDARD AND DETERMINED THAT THE FIRE SAFETY REQUIREMENTS FOR THIS PRODUCT CAN BE MET WITHOUT ADDING FLAME RETARDANT CHEMICALS. THE STATE HAS IDENTIFIED MANY FLAME RETARDANT CHEMICALS AS BEING KNOWN TO, OR STRONGLY SUSPECTED OF, ADVERSELY IMPACTING HUMAN HEALTH OR DEVELOPMENT.
Certification is made by the manufacturer that the materials in this article are described in accordance with law.		
(Other Information Section)		



## Combined Law Label and Flammability Label with the Flame Retardant Chemical Statement – Vertical Format

The following provides an example of a combined label printed vertically for an upholstered furniture product that would require the attachment of a Type No. 1 law label (also displaying the position of the ‘other information’ section) and flammability label with the flame retardant chemical statement. Each individual label must continue to meet the specific formatting requirements for that particular label although the labels are combined, e.g. minimum label size, minimum type size, letter capitalization requirement, etc.

UNDER PENALTY OF LAW THIS TAG NOT TO BE REMOVED EXCEPT BY THE CONSUMER
ALL NEW MATERIAL consisting of
REGISTRY NO.
Certification is made by the manufacturer that the materials in this article are described in accordance with law.
(Other Information Section)
<p style="text-align: center;">NOTICE</p> <p style="text-align: center;">THIS ARTICLE MEETS THE FLAMMABILITY REQUIREMENTS OF CALIFORNIA BUREAU OF HOUSEHOLD GOODS AND SERVICES TECHNICAL BULLETIN 117-2013. CARE SHOULD BE EXERCISED NEAR OPEN FLAME OR WITH BURNING CIGARETTES.</p> <p>THE UPHOLSTERY MATERIALS IN THIS PRODUCT:</p> <p>___ CONTAIN ADDED FLAME RETARDANT CHEMICALS</p> <p>___ CONTAIN NO ADDED FLAME RETARDANT CHEMICALS</p> <p>THE STATE OF CALIFORNIA HAS UPDATED THE FLAMMABILITY STANDARD AND DETERMINED THAT THE FIRE SAFETY REQUIREMENTS FOR THIS PRODUCT CAN BE MET WITHOUT ADDING FLAME RETARDANT CHEMICALS. THE STATE HAS IDENTIFIED MANY FLAME RETARDANT CHEMICALS AS BEING KNOWN TO, OR STRONGLY SUSPECTED OF, ADVERSELY IMPACTING HUMAN HEALTH OR DEVELOPMENT.</p>