



**BUREAU OF HOUSEHOLD GOODS AND SERVICES
ADVISORY COUNCIL MEETING
NOTICE and AGENDA**

IN PERSON AND TELECONFERENCE MEETING

**Thursday, May 8, 2025, 10:00 am
Until the Completion of Business**

Meeting Location

WebEx and
Department of Consumer Affairs
1747 North Market Blvd. – 1st Floor
HQ2 Hearing Room #186
Sacramento, CA 95834

Important Notices to the Public: The Bureau of Household Goods and Services (Bureau) will hold a public meeting in person and via WebEx and a teleconference platform.

Note: The Bureau will endeavor to provide a reliable means for members of the public to participate remotely; however, in the unlikely event that the remote means fails, the meeting may continue in person. For this reason, members of the public are advised to consider attending the meeting in person in order to ensure their participation during the meeting.

To participate via WebEx, please log on to this website the day of the meeting:

<https://dca-meetings.webex.com/dca-meetings/j.php?MTID=m240954c34bb8d7f29b3ea159ea17486a>

If joining using the link above

Event Number: 2490 521 1840

Event Password: BHGS58

INSTRUCTIONS FOR PARTICIPATION: Please see the instructions attached here to observe and participate in the meeting using WebEx from a Microsoft Windows-based PC.

Members of the public may but are not obligated to provide their names or personal information as a condition of observing or participating in the meeting. When signing into the WebEx platform, participants may be asked for their name and email address. Participants who choose not to provide their names will be required to provide a unique

identifier, such as their initials or another alternative, so that the meeting moderator can identify individuals who wish to make public comment; participants who choose not to provide their email address may utilize a fictitious email address in the following sample format: XXXXX@mailinator.com.

Public comments will be limited to three minutes unless, at the discretion of the Bureau Chief, circumstances require a shorter period. Members of the public will not be permitted to “yield” their allotted time to other members of the public to make comments.

As an alternative, members of the public who wish to observe the meeting without making public comment can do so (provided there are no unforeseen technical difficulties) at <https://thedcapage.wordpress.com/webcasts/>.

Teleconference/Audio Conference Option:

US Toll +1-415-655-0001 US Toll
Access code: 2490 521 1840
Passcode: 244758

Advisory Council Members:

Pascal Benyamini, Public
Burt Grimes, Industry
Tom Keepers, Industry
Sara Oakley, Industry
Dan Rhodes, Industry
Toby Taylor, Industry
Steve Weitekamp, Industry

Agenda items may be taken out of order. Times stated are approximate and subject to change. Agenda order is tentative and subject to change at the discretion of the Advisory Council.

In accordance with the Bagley-Keene Open Meeting Act, all meetings are open to the public. Pursuant to Government Code section 11125.7, the Advisory Council provides the opportunity for the public to address each agenda item during discussion or consideration by the Advisory Council. Total time allocated for public comment on particular issues may be limited. Individuals may appear to discuss items not on the agenda; however, the Advisory Council may not discuss any matter not included in this agenda (Government Code sections 11125, 11125.7(a)).

The Bureau plans to webcast this meeting at <https://thedcapage.blog/webcasts/>. Webcast availability, however, cannot be guaranteed due to limited resources or technical difficulties. The meeting will not be cancelled if webcast is not available.

The meeting is accessible to the disabled. A person who needs disability-related accommodations or modifications to participate in the meeting may make a request by contacting Chris Janus via email at chris.janus@dca.ca.gov, by sending a written request to the address indicated above, or at TDD (800) 326-2297 for the hearing impaired. Please provide at least five working days' notice before the meeting to help ensure accommodations.

AGENDA

1. Deputy Bureau Chief Introduction, Call to Order, and Roll Call
2. Public Comment for Items Not on the Agenda
Please note that the Advisory Council may not discuss any matter raised during this public comment section that is not included on this agenda (Government Code sections 11125, 11125.7(a)).
3. Update from Board and Bureau Relations, Department of Consumer Affairs
4. Fiscal Update
5. Business Modernization Update
6. Review November 14, 2024, Advisory Council Meeting Minutes
7. Administrative Program Update
8. Licensing Program Update
 - a. Implementation of Interstate Household Mover Application
9. Laboratory Update
10. Enforcement Program Update
11. Communications and Education Update
12. Legislative and Policy Updates
 - a. Household Movers Enforcement Regulations Update
 - b. Upholstered Furniture and Bedding Law Label Regulatory Proposal Update
 - c. Household Movers Permit Requirements Regulatory Proposal Update
 - d. AB 366 (2025): Petrie-Norris and Ransom: Ignition Interlock Devices
13. Next Advisory Council Meeting: October 16, 2025

14. Future Agenda Items

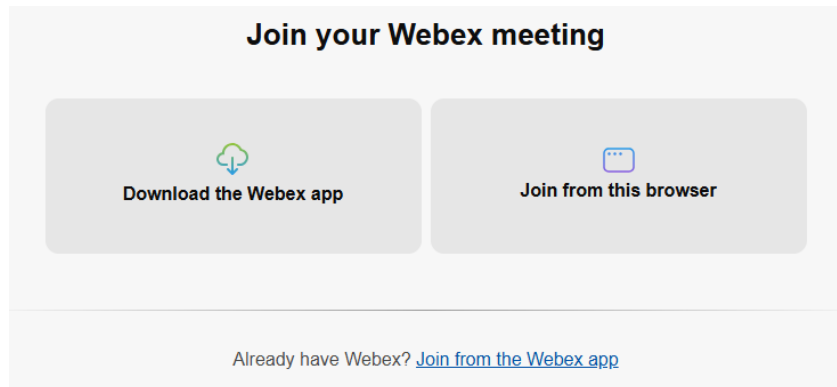
15. Adjournment

Recommended: Join using the meeting link.

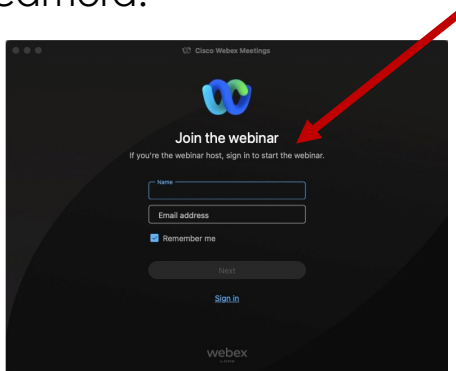
- 1 Click on the meeting link. This can be found in the meeting notice you received and is on the meeting agenda.
- 2 If you already have Webex on your device, click the bottom instruction, "Join from the Webex app."

If you have **not** previously used Webex on your device, your web browser will offer "Download the Webex app." Follow the download link and follow the instructions to install Webex.

DO NOT click "Join from this browser," as you will not be able to fully participate during the meeting.



- 3 Enter your name and email address*. Click "Next."
Accept any request for permission to use your microphone and/or camera.



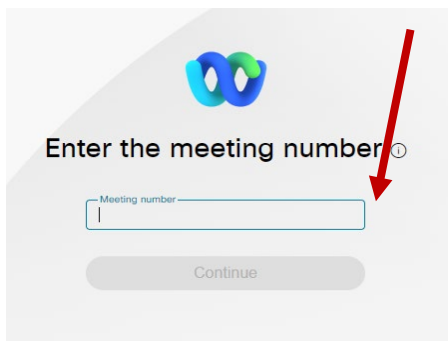
*Members of the public are not obligated to provide their name or personal information and may provide a unique identifier such as their initials or another alternative as well as a fictitious email address like in the following sample format: XXXXX@mailinator.com.

Alternative 1. Join from Webex.com

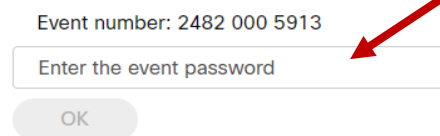
1 Click on “Join a Meeting” at the top of the Webex window.



2 Enter the meeting/event number and click “Continue.” Enter the event password and click “OK.” This can be found in the meeting notice you received or on the meeting agenda.



To view more information about the event, enter the event password.



3 The meeting information will be displayed. Click “Join Event.”

< Back to List

Meeting Name

Jones, Shelly@DCA | 9:45 AM - 9:55 AM | Thursday, Oct 14 2021 |
(UTC-07:00) Pacific Time (US & Canada)



Join Event

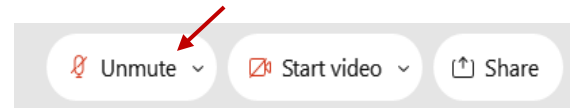
OR

Alternative 2. Connect via Telephone



You may also join the meeting by calling in using the phone number, access code, and passcode provided in the meeting notice or on the agenda.

Microphone control (mute/unmute button) is located at the bottom of your Webex window.



Green microphone = Unmuted: People in the meeting can hear you.



Red microphone = Muted: No one in the meeting can hear you.

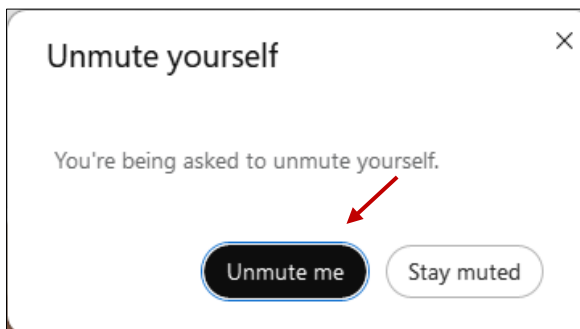
Note: Only panelists can mute/unmute their own microphones. Attendees will remain muted unless the moderator invites them to unmute their microphone.

Attendees/Members of the Public

Joined via Meeting Link

The moderator will call you by name and indicate a request has been sent to unmute your microphone. Upon hearing this prompt:

Click the Unmute me button on the pop-up box that appears.



Joined via Telephone (Call-in User)



1. When you are asked to unmute yourself, press *6.
2. When you are finished speaking, press *6 to mute yourself again.

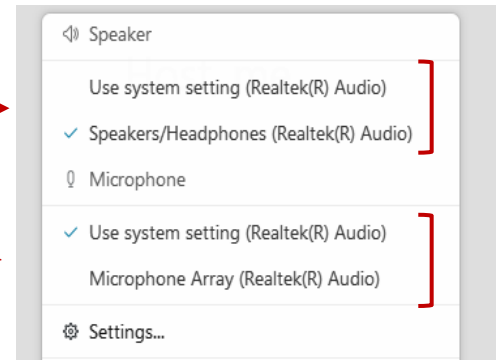
If you cannot hear or be heard

1 Click on the bottom facing arrow located on the Mute/Unmute button at the bottom of the Webex window.



2 From the drop-down menu, select different:

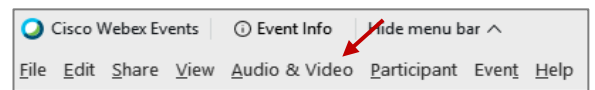
- Speaker options if you can't hear participants.
- Microphone options if participants can't hear you.



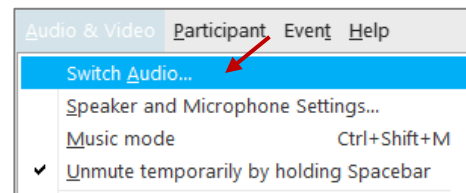
Continue to Experience Issues?

If you are connected by computer or tablet and you have audio issues, you can link your phone to your Webex session. Your phone will then become your microphone and speaker source.

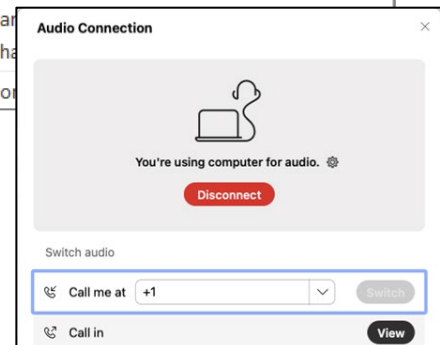
1 Click on "Audio & Video" from the menu bar.



2 Select "Switch Audio" from the drop-down menu.



3 Hover your mouse over the "Call In" option and click "View" to show the phone number to call and the meeting login information. You can still un-mute from your computer window.



Hand Raise Feature

Joined via Meeting Link

- Locate the hand icon at the bottom of the Webex window.
- Click the hand icon to raise your hand.
- Repeat this process to lower your hand.



Joined via Telephone (Call-in User)



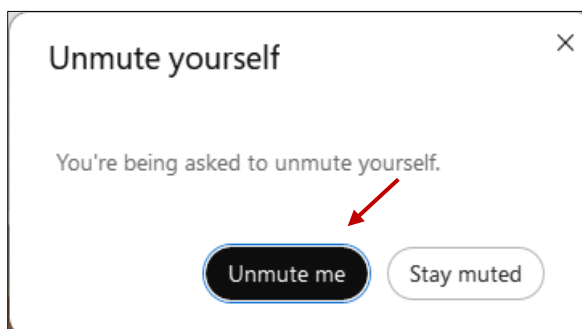
Press *3 to raise or lower your hand.

Unmuting

Joined via Meeting Link

The moderator will call you by name and indicate a request has been sent to unmute your microphone. Upon hearing this prompt:

Click the Unmute me button on the pop-up box that appears.

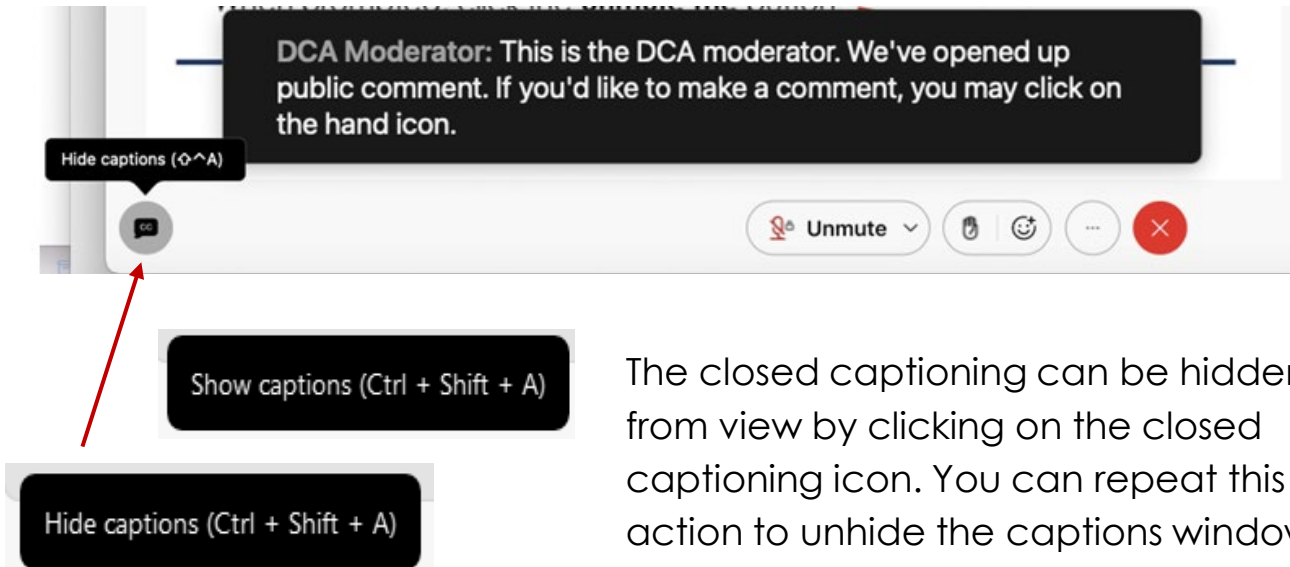


Joined via Telephone (Call-in User/Audio Only)



1. When you are asked to unmute yourself, press *6.
2. When you are finished speaking, press *6 to mute yourself again.

Webex provides real-time closed captioning displayed in a dialog box in your Webex window. The captioning box can be moved by clicking on the box and dragging it to another location on your screen.



You can view the closed captioning dialog box with a light or dark background or change the font size by clicking the 3 dots on the right side of the dialog box.

